



● About the game

● You have just woken up to find out your floppy disk is full of viruses! Unfortunately, it contains the only copy of the source code of the game you have been working on...

● Recover the source code before the disk is damaged beyond repair! Luckily, you have an excellent antivirus utility program, Binary Battle, at your disposal. Use it to destroy all the viruses before it is too late.

● Go through the depths of five levels of your disk, kill viruses, upgrade your powers, collect coins and spend them on upgrades, find keys to the encrypted chests and find the exit to

● the next level.

Tips and hints

- Read the enclosed copy of the original user manual and learn about Binary Battle.
- Become a power user and master the balance of your disk health and drive heat while crawling each directory in this turn-based file system adventure.
- Squash viruses, traverse directories, decrypt files and get to the exit of each level. Your source code file awaits at the end of the fifth level.
- Every action generates disk drive heat. Once heat reaches the heat limit you will start losing disk health for each turn. Don't grab absolutely everything. For example, don't grab swabs if your health is full. Or coins if you are overheating.
- Don't try to kill everything. Sometimes the best strategy is to escape, especially if your health is low.
- When facing multiple enemies, check your attack value. A good strategy is to first kill the ones that you can kill with the least number of attacks. Then the ones that inflict the highest damage, or the ones with the highest chance of attack.
- There is a powerup shop at the beginning of each level. Choose your upgrades carefully and use your coins wisely!

Credits

Code and graphics: Haplo (Ali Pouladi)

Pixel art: Andy Johns

Thanks to *Folder Dungeons* for the game concept inspiration and markupa for this manual.

© 2025 Ali Pouladi.

Support and More Information

If you have any questions, comments, or feedback about **Binary Battle**, or you would like to know more about other 8- and 16-bit games please contact **Haplo** on itch.io: <https://h4plo.itch.io/>

Binary Battle

for the MSX Home Computer

(c) '24-25

Thank you for acquiring your very own copy of Binary Battle, the ultimate file recovery software for the MSX Home Computer, with support for both PAL and NTSC systems. With a novel graphic interface, and keyboard and joystick controls, you can easily recover your files from your damaged floppy drive in just a few steps.

INTRODUCTION

Binary Battle is a powerful utility software designed recover to your valuable files from a damaged or infected floppy disk. With our enhanced tools, file structure, status pane, and information pane, Binary Battle provides a comprehensive solution for recovering your files.

GETTING STARTED

To start using Binary Battle, load the cartridge in your MSX or MSX2 home computer (minimum 16kb of RAM required). Binary Battle will load and run immediately. After a brief introduction you will land on the main screen of this software.

CONTROLS

To control the Binary Battle cursor, use a joystick or the cursor keys (left, right, up, down).

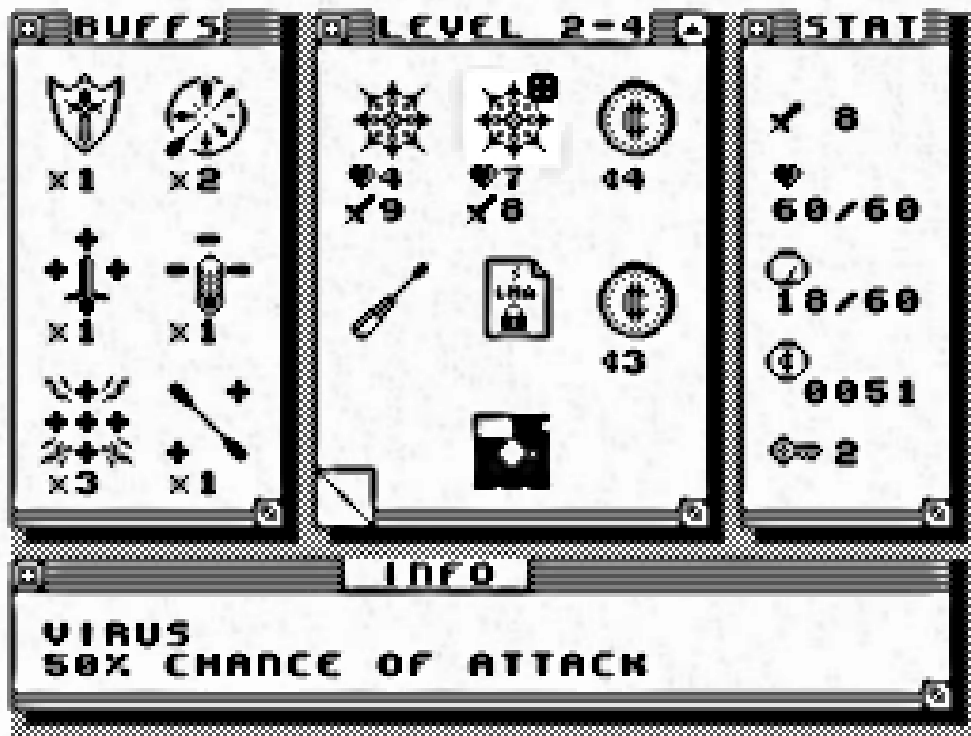
To interact with an object or enter a directory, press SPACE or Button 1 in your joystick.

To go up one level, press B or Z or Button 2 in your joystick.

Press S to turn sound effects on or off.

BINARY BATTLE SCREEN

There are four panes in the Binary Battle screen. The left pane contains the enhanced tools (BUFFS), the central pane contains the file structure (LEVEL X-X), the right pane contains the status details (STATS), and the bottom pane contains the information area (INFO).



STATUS PANE

The right pane of the Binary Battle software contains the status pane. The status pane provides information about your disk and software:



The sword indicates your antivirus power

The heart indicates your disk health

The gauge indicates your drive heat

The coin indicates how many coins you have

The key indicates how many decryption keys you have available

ABOUT THE BUFFS

The left pane of the Binary Battle software contains the enhanced tools that can be used to recover files from a damaged floppy disk.



Drive fan upgrade +5 heat tolerance



Isopropyl alcohol +5 max disk health




+3 disk health on killing a virus



-1 drive heat on killing a virus



+3 disk health on entering a folder for the 1st time



+2 extra disk health when using a cotton swab



Antivirus upgrade +3 attack



+2 damage to all enemies when entering a directory

LEVEL STRUCTURE and LEVEL OBJECTS

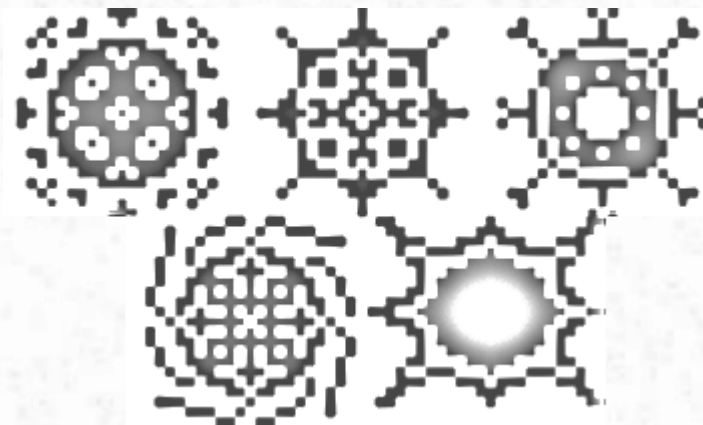
The centre area of the Binary Battle screen displays the structure and contents of the damaged floppy disk.

The bottom row contains the disk icon, which changes colour according to the level of damage.

You can navigate through the file structure by using the keyboard or joystick. Press SPACE or Button 1 on an object to interact with it (or to enter it).

Press B, Z, Button 2, or space with the cursor positioned on the bottom left corner of this pane to go up one level.

The file structure contains files, folders, encrypted files, and other items, such as viruses, encryption keys, and bit coins.



Virus



Directory



Box (shop)



A compressed archive full of goodies



Encryption key



An archive full of goodies (decompressed)



Empty file



Bit coins (coins to spend on bits)



Cotton swab +5 disk health



Head alignment -5 drive heat

INFORMATION PANE

The bottom pane of the Binary Battle software contains the information pane, where you can find a description of each selected element in the user interface.



DISCLAIMER

THIS SOFTWARE IS PROVIDED "AS IS" AND WITHOUT ANY WARRANTY OF ANY KIND, EITHER EXPRESS OR IMPLIED. WE DO NOT GUARANTEE THAT IT WILL HELP YOU RECOVER YOUR FILES. ALWAYS BACKUP YOUR DATA.